


Royal Enfield MOTORCYCLES



1963

for your pleasure!

NOW the thrilling 1963

CONTINENTAL


TWO-FIVE-ZERO

Super Styled for NEW moderns!

This latest addition to our 250 cc Sports range has a distinctive sporting appearance, which will ensure that it is the centre of attraction wherever young motorcyclists gather. Powered by the Super 5 unit, the machine has vivid performance together with magnificent steering and braking, which has become a Royal Enfield tradition. Colour — Polychromatic Blaze or Gold.




Without doubt the most successful machine of its type ever produced, this model remains a firm favourite amongst the sporting riders. Whilst the over-square 17 B.H.P. engine remains unchanged, the rear mudguard will for the 1963 Season be of the narrow section chromium plated type giving the machine a sporting line. Colour — Polychromatic Blaze or Gold.



CRUSADER SPORTS



Royal Enfield



CONTOURED
TANK


CONTINENTAL
SPORTS BAR

RACE STYLED
SCREEN

VIVID
PERFORMANCE
20 B.H.P.

5 SPEED
GEARBOX

The first British production motorcycle to use a five speed gearbox. This technical advance means full utilization of the 20 B.H.P. developed by the Super 5 engine. The magnificent steering provided by the leading link hydraulically damped front fork coupled with the striking performance of the power unit produce a machine to delight the enthusiast. For 1963 the re-styled chromium plated front and rear mudguards and Polychromatic Blaze finish give the Super 5 an even more attractive appearance. Optional Colour Finish—Gold.



SUPER 5





250 CLIPPER

Low seating position,
 low petrol consumption
 and low initial cost
 have earned this model
 the high reputation
 of an outstandingly
 economical and safe
 utility machine.
 Colour — Flame/Cream.

An over-square 500 cc twin engine producing 33 B.H.P. gives this machine a maximum speed of approximately 95 m.p.h. A new striking Gold finish and attractively low price make this model ideal for the rider who wishes to combine speed, safety, good looks and economy in a larger capacity machine. Optional colour finish — Polychromatic Blaze.



500 SPORTS TWIN


Exclusive features



The Five Speed Gearbox which is fitted as standard on the Crusader Super 5 and Continental models, and is an optional extra on the Crusader Sports, allows maximum utilization of engine performance under every condition.




This most effective Cush Drive in the rear wheel of the four-stroke prolongs the life of chains, bearings, tyres, at the same time giving Royal Enfield smoothness of run.




250 TRIALS

This specialist's model combines light weight with low speed pulling power. With its ground clearance of $8\frac{3}{4}$ " and rugged trials specification, this machine ensures that the rider starts with a distinct advantage in any event. Complete with engine undershield, special foot-rests and short, high level exhaust system, its a sure winner. Colour finish Polychromatic Silver Grey/Polished Aluminium or Chromium Plate.

Produced specifically for the rider who requires a powerful machine. The Constellation engine characteristics, with very high torque at relatively low engine speeds together with the standard fitting of sidecar gearing, steering damper, modified clutch and special suspension make the machine ideal for heavy duty sidecar work. Colour — Flame.



CONSTELLATION



The Leading Link Front Fork fitted to the Crusader Super 5 provides, with its complete hydraulic control, magnificent steering and absolutely stable braking.



Dual front brakes fitted to the Constellation and interceptor machines give smooth yet powerful stopping from any speed and ensure stability when decelerating from high speeds. In these days with the accent on road safety, efficient braking is a feature of vital importance.

incorporated
machines
rings and
traditional
fining.



A logical step from the highly successful Crusader type engine, the new 350 Bullet with its compact design, 17" wheels and low seating position sets a new standard of safety in the 350 cc class. A power output of 22.5 B.H.P. provides the high performance always associated with the Bullet—the generous use of chromium plating and a new colour is certain to give pride of ownership. Colour—Polychromatic Blaze or Gold.

350 BULLET

NEW
 from
Royal Enfield
2 H.P.
PERFORMANCE
MODERN

Technical Data

CONTINENTAL

250 GLIPPER

CRUSADER SPORTS


SUPER 5

Engine type	Four stroke	Four stroke	Four stroke	Four stroke
No. of Cylinders	1 o.h.v.	1 o.h.v.	1 o.h.v.	1 o.h.v.
Cylinder head	Light alloy	Light alloy	Light alloy	Light alloy
Cubic capacity	248	248	248	248
Bore and stroke	70 x 64.5	70 x 64.5	70 x 64.5	70 x 64.5
Compression ratio	9 to 1	9 to 1	9 to 1	9 to 1
B.H.P. x R.P.M.	20 at 7,500	14½ at 5,750	17 at 7,250	20 at 7,500
Carburettor	Amal Monobloc	Amal Monobloc	Amal Monobloc	Amal Monobloc
Lighting and charging set	Lucas A.C. Rectifier	Lucas A.C. Rectifier	Lucas A.C. Rectifier	Lucas A.C. Rectifier
Ignition	D.C. Coil	D.C. Coil	D.C. Coil	D.C. Coil
Primary drive chain	¾" pitch	¾" pitch	¾" pitch	¾" pitch
Final drive chain	½" pitch	½" pitch	½" pitch	½" pitch
Rear suspension:	Pivoted fork	Pivoted Fork	Pivoted Fork	Pivoted Fork
	Hydraulic damping	Hydraulic damping	Hydraulic damping	Hydraulic damping
	Telescopic	Telescopic	Telescopic	Leading link
	Automatic lubrication	Automatic lubrication	Automatic lubrication	Hydraulic damping
Front Fork:				
Hubs:				
Front	Light alloy full width	Light alloy full width	Light alloy full width	Light alloy full width
Rear	Q.D.	Standard	Q.D.	Q.D.
Gear ratios	6.02, 7.52, 9.57, 12.82, 17.4	6.14, 7.8, 11.05, 18.0	6.14, 7.8, 11.05, 18.0	6.02, 7.52, 9.57, 12.82, 17.4
Tyre sizes:				
Front	3.25 x 17	3.25 x 17	3.25 x 17	3.25 x 17
Rear	3.25 x 17	3.25 x 17	3.25 x 17	3.25 x 17
M.P.H. per 1000 r.p.m. in top gear	11.54	11.3	11.3	11.54
Approx. maximum speed (m.p.h.)	80 - 85	75	75 - 80	80 - 85
Approx. petrol consumption (m.p.g.)	90	100	95	90
Petrol tank capacity (galls.)	3½	3½	3½	3½
Oil tank capacity (pints)	3	3	3	3
Gearbox oil capacity (pints)	¾	¾	¾	¾
Brake diameter and width:				
Front (ins.)	7 x 1½	6 x 1	7 x 1½	7 x 1½
Rear (ins.)	6 x 1	6 x 1	6 x 1	6 x 1
Seat height approx. (ins.)	29½	29	29½	29½
Wheelbase (ins.)	52	52	52	52
Overall width (ins.)	26	25½	26	26
Ground Clearance (ins.)	5½	5½	5½	5½
Weight (lbs.)	305	300	305	308

AW

al field

HIGH PERFORMANCE MODELS



Originally designed for the North American Market, the Interceptor is now available for general supply. Whilst having a maximum speed of approximately 115 m.p.h., the attraction of this machine lies in its extreme smoothness and tremendous power the whole way through the speed range. With its top gear of 4.1 and fantastic tractability, the Interceptor is equally at home on the motorway or when used on ordinary main roads. The redesigned clutch deals adequately with the 52½ B.H.P., which the engine develops, and the completely redesigned oiling system ensures clean and trouble-free running. Colour—Polychromatic Blaze or Gold.

INTERCEPTOR 750 c.c.

250 TRIALS	350 BULLET	500 SPORTS TWIN	CONSTELLATION	INTERCEPTOR
Four stroke 1 o.h.v. Light alloy 248 70 x 64.5 9 to 1 17 at 7,250 Amal Monobloc	Four stroke 1 o.h.v. Light alloy 346 70 x 90 7.5 to 1 22 at 6,500 Amal Monobloc Lucas A.C. Rectifier	Four stroke 2 o.h.v. Ⓢ Light alloy 496 70 x 64.5 8 to 1 33 at 6,500 Amal Monobloc Lucas A.C. Rectifier	Four stroke 2 o.h.v. Light alloy 692 70 x 90 7 to 1 40 at 5,500 Amal Monobloc Lucas A.C. Rectifier	Four stroke 2 o.h.v. Light alloy 736 71 x 93 8 to 1 52½ at 6,000 Two Amal Monoblocs Lucas A.C. Rectifier
D.C. Coil ⅜" pitch ½" pitch Pivoted Fork Hydraulic damping Telescopic Automatic lubrication	D.C. Coil ⅜" duplex ⅝" pitch Pivoted Fork Hydraulic damping Telescopic Automatic lubrication	D.C. Coil ⅜" duplex ⅝" pitch Pivoted fork Hydraulic damping Telescopic Automatic lubrication	D.C. Coil ⅜" duplex ⅝" pitch Pivoted Fork Hydraulic damping Telescopic Automatic lubrication	Magneto ⅜" duplex ⅝" pitch Pivoted Fork Hydraulic damping Telescopic Automatic lubrication
Light alloy full width Q.D. (with 23T Engine Sprocket) 8.02, 13.71, 20.37, 27.83 (with 20T Engine Sprocket) 9.45, 15.9, 23.5, 32.0	Light alloy full width Q.D. 5.15, 6.57, 9.27, 15.1	Light alloy full width Standard 4.67, 6.37, 8.6, 13.00	Light alloy full width Q.D. 4.93, 6.73, 9.10, 13.72	Light alloy full width Q.D. 4.22, 5.72, 7.8, 11.75
2.75 x 21 { Trials 4.00 x 18 { Universal	3.25 x 17 3.25 x 17 13.65 85 80-85 3½ 3 ¾	3.25 x 17 3.50 x 17 15.2 90-95 70-75 3½ 4 ¾	3.50 x 19 } Sidecar 3.50 x 19 } Type 15.7 — 55-60 4½ 4 ¾	3.25 x 19 3.50 x 19 18.4 110-115 55 4½ 4 ¾
6 x 1 6 x 1 32 52 8½ 265	7 x 1½ 6 x 1 29½ 52 26 5½ 310	7 x 1½ 7 x 1 30 54 26 5½ 388	6 x 1 dual 7 x 1 31 54 26 5½ 410	6 x 1 dual 7 x 1 31 54 26 5½ 410

On the 250 Clipper compact covers are finished cream. On sports models with chromium plated mudguards these covers are finished in the appropriate coloured enamel.

Pillion footrests are supplied as Extra Accessories on all models.

Prop stands, air cleaners and stop lights are available as Extra Accessories on all models.

All models are equipped with Electric Horn (excluding "250 Trials"), Inflator, Toolkit, Speedometer and Centre Stand.

Royal Enfield



Airflow

This superbly styled fairing made from glass fibre reinforced polyester resin, gives as near 100% weather protection as is possible on a two-wheeled vehicle. Available as original equipment on all current Royal Enfield machines except the Super 5, the Airflow actually increases overall performance and gives up to 20% improvement in petrol consumption.



Sportsflow

Exclusive to Royal Enfield "250" owners, this race-tailored aerodynamically designed fairing gives weather protection and increased performance, together with a truly sporting and fashionable appearance.

Easily fitted in a very short time the "Sportsflow" is supplied in matching colours for your model. Also available in white.

GUARANTEE

All Royal Enfield Motor Cycles are sold by our Dealers subject to the limited Guarantee adopted by the British Cycle and Motor Cycle Industries Association Ltd. Shortage of space prevents it being printed in full in this leaflet, but a copy will be sent on application. Specifications in this publication are subject to alteration at any time without notice.

The Enfield Cycle Co. Ltd.
Redditch
Worcestershire

Telephone:
REDDITCH 4222 (9 lines)
Telegrams:
"Cycles, Phone, Redditch"

England