

LIST of SPARE PARTS

FOR THE

ROYAL ENFIELD
MADE IN ENGLAND

9.76 h.p. MOTOR CYCLE

A LIST of
Spare and Replacement Parts for the

ROYAL ENFIELD

9.76 h.p. MOTOR CYCLE.



Compiled and Published by
THE ENFIELD CYCLE CO., LTD.
REDDITCH.

Telegrams: "Cycles, Redditch." Telephone No. Redditch 121 (5 lines).

LONDON SHOWROOMS:
48, HOLBORN VIADUCT, E.C.1.

*Telegrams: "Jigger, Cent. London."
Telephone Nos. 5822 and 5823 Holborn.*

LONDON SERVICE DEPOT:
5, 7, 9, HATTON WALL, Hatton Garden, E.C.1.

Telephone No. 2508 Holborn.

BIRMINGHAM SHOWROOMS:
274a, BROAD STREET.

Telephone No. 3532 Midland.

*Contractors to H.M. Government, the French and Belgian
Governments, and the former Russian Imperial
Military Authorities.*

THE 9.76 H.P. ROYAL ENFIELD MOTOR CYCLE

All prices of Spare and Replacement Parts are subject to revision or modification, at our discretion, without notice.

Our terms are STRICTLY NET CASH WITH ORDER, or cash on receipt of PRO-FORMA INVOICE. Repairs and sundries items cannot be booked. Prices do not include cost of carriage or postage.

Any part or complete motor cycle sent for repair should be consigned CARRIAGE PAID and the sender's name and address should be given in full on the address tally. Parts sent to us carriage forward are liable to be refused, and to lie with the carriers at sender's risk and expense.

Full instructions regarding the necessary repairs to be done, with advice as to the mode of despatch of the machine (or part), should be posted the same day.

When forwarding motor cycles for repair it is advisable to remove all accessories and easily detached fittings, such as lamp, horn, toolbags, etc. Besides facilitating the work of repair, it will also prevent any loss during transit.

Order all parts by the name of the article and the NUMBER PRECEDING IT, also state the number of the engine or machine for which they are intended. The engine number will be found stamped on the crank case and the machine number on the lug through which the front side-car coupling bolt passes.

GUARANTEE.

We respectfully refer customers to the terms of our guarantee, which appears on page 36 of this list.

THE 9.76 H.P. ROYAL ENFIELD MOTOR CYCLE

When forwarding a complete Motor Cycle, Engine, Carburetter or Magneto with the request that we overhaul the same, we understand by the term "Overhaul" that it is to be entirely dismantled, thoroughly renovated, any worn parts renewed, and put in perfect working order. In case a customer desires only certain parts attended to, full instructions should be given us to that effect, otherwise the cost may be in excess of that anticipated.

ESTIMATES AND QUOTATIONS.

When customers send complete Motor Cycles or parts thereof to us for repairs, we are always prepared to furnish estimates before proceeding with the necessary work. At the same time, it must be distinctly understood that we can only give approximate quotations. Frequently, when the actual work is in progress, it is found necessary to replace parts other than those specified in the estimate, as we make a practice of including in such estimates only those items and parts which at the time we consider really essential to put the machine (or parts) in a thoroughly satisfactory condition.

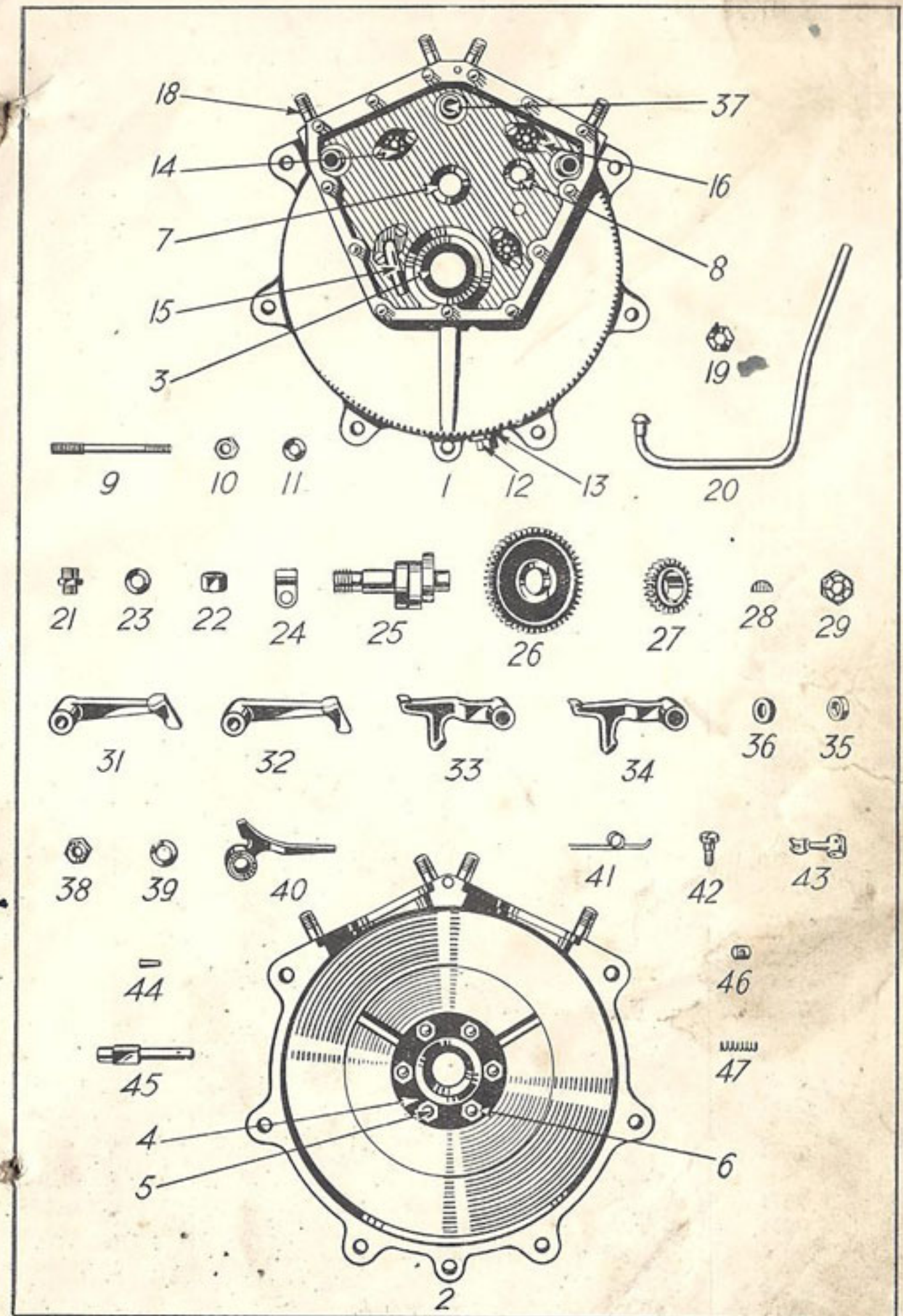
If any estimate prepared in this way is not accepted, we reserve the right to make a nominal charge for taking down and re-assembling any parts necessary in preparing it.

We cannot hold ourselves responsible for loss of, or damage to, any parts lying at our works for repairs, unless instructions to proceed with same are given within twenty-one days of our estimate for the said repairs having been rendered.

All acetylene-welded repairs to crank cases and other aluminium parts are carried out with extreme care, but we cannot give any guarantee with, or accept responsibility for, any parts so treated.

ROYAL ENFIELD TWIN ENGINE.


Quote this No. and name of part when ordering.	Description.	Price.
		£ s. d.
1B	Crankcase (timing side)	3 12 6
2B	" (driving side)	2 12 6
3B	" bearing race (timing side)	0 10 0
4B	" " (driving side)	0 12 6
5B	" " " screw	0 0 2
6B	" " " nut	0 0 2
7B	" bush for camshaft	0 1 6
8B	" " exhaust lifter	0 0 9
9B	" apex stud	0 0 3
10B	" " nut	0 0 1
11B	" " washer	0 0 1
12B	" oil drain plug	0 0 6
13B	" " " washer	0 0 1
14B	" breather flange (top)	0 1 0
15B	" " " (btm) with oil pipe	0 3 0
16B	" " " screw	0 0 2
17B	" " " disc	0 0 1
18B	" cylinder stud	0 0 6
19B	" " " nut... ..	0 0 2
20B	" overflow pipe	0 2 0
21B	" " " union	0 0 9
22B	" " " " nut... ..	0 0 6
23B	" " " " washer	0 0 1
24B	" " " " clip	0 0 2
25B	Camshaft	0 15 0
26B	" timing wheel	0 6 0
27B	Timing pinion	0 5 0
28B	" " key	0 0 4
29B	" " nut... ..	0 0 6
30B	" " split pin	0 0 1
31B	Inlet rocker, front cylinder	0 6 0
32B	" " rear "	0 6 0
33B	Exhaust " front "	0 6 6
34B	" " rear "	0 6 6
35B	Inlet " distance piece (long)	0 0 3
36B	" " " (short)	0 0 2
37B	Rocker spindle	0 2 0
38B	" " nut	0 0 2
39B	" " washer	0 0 1
40B	Valve lifter rocker	0 6 0
41B	" " " spring	0 0 3
42B	" " " pin	0 0 3
43B	" " operating lever	0 1 6
44B	" " " taper pin	0 0 2
45B	" " " spindle	0 1 6
46B	" " " roller	0 0 3
47B	" " control spring	0 0 3



See opposite page for description and price.
Order by number with initial "B" added, as shown opposite.

ENGINE PARTS—continued.


Quote this No. and name of part when ordering.	Description.	Price.		
		£	s.	d.
50B	Cylinder with valve guides (front) ...	3	15	0
51B	" " " " (rear) ...	3	15	0
52B	" joint ...	0	0	5
53B	" oil baffle (front) ...	0	0	6
54B	Valve ...	0	5	0
55B	" guide ...	0	2	6
56B	" spring ...	0	1	0
57B	" cup ...	0	0	8
58B	" collar ...	0	0	8
59B	" cotter ...	0	0	2
60B	" cap ...	0	3	6
61B	" joint washer ...	0	0	2
62B	Tappet rod ...	0	1	0
63B	" body ...	0	1	0
64B	" head ...	0	0	9
65B	" lock nut ...	0	0	4
66B	" guide ...	0	3	0
67B	Induction pipe ...	0	4	0
68B	" nut ...	0	2	6
69B	" collar ...	0	1	3
70B	Piston with gudgeon pin and rings complete	1	8	0
71B	" ring ...	0	1	8
72B	Gudgeon pin with pads ...	0	5	0
73B	" pad ...	0	0	6
74B	Connecting rod with bushes (plain) ...	1	0	0
75B	" " " (forked) ...	1	10	0
76B	" small end bush ...	0	2	6
77B	" big end bearing race (plain rod) ...	0	5	6
78B	" big end bearing race (forked rods), per pair ...	0	5	6
79B	" bearing roller, per doz. ...	0	3	0
80B	" cage (plain rod) ...	0	2	6
81B	" " (forked rod) each ...	0	1	6
82B	" washer ...	0	0	6



See opposite page for description and price.
Order by number with initial "B" added, as shown opposite.

ENGINE PARTS—continued.

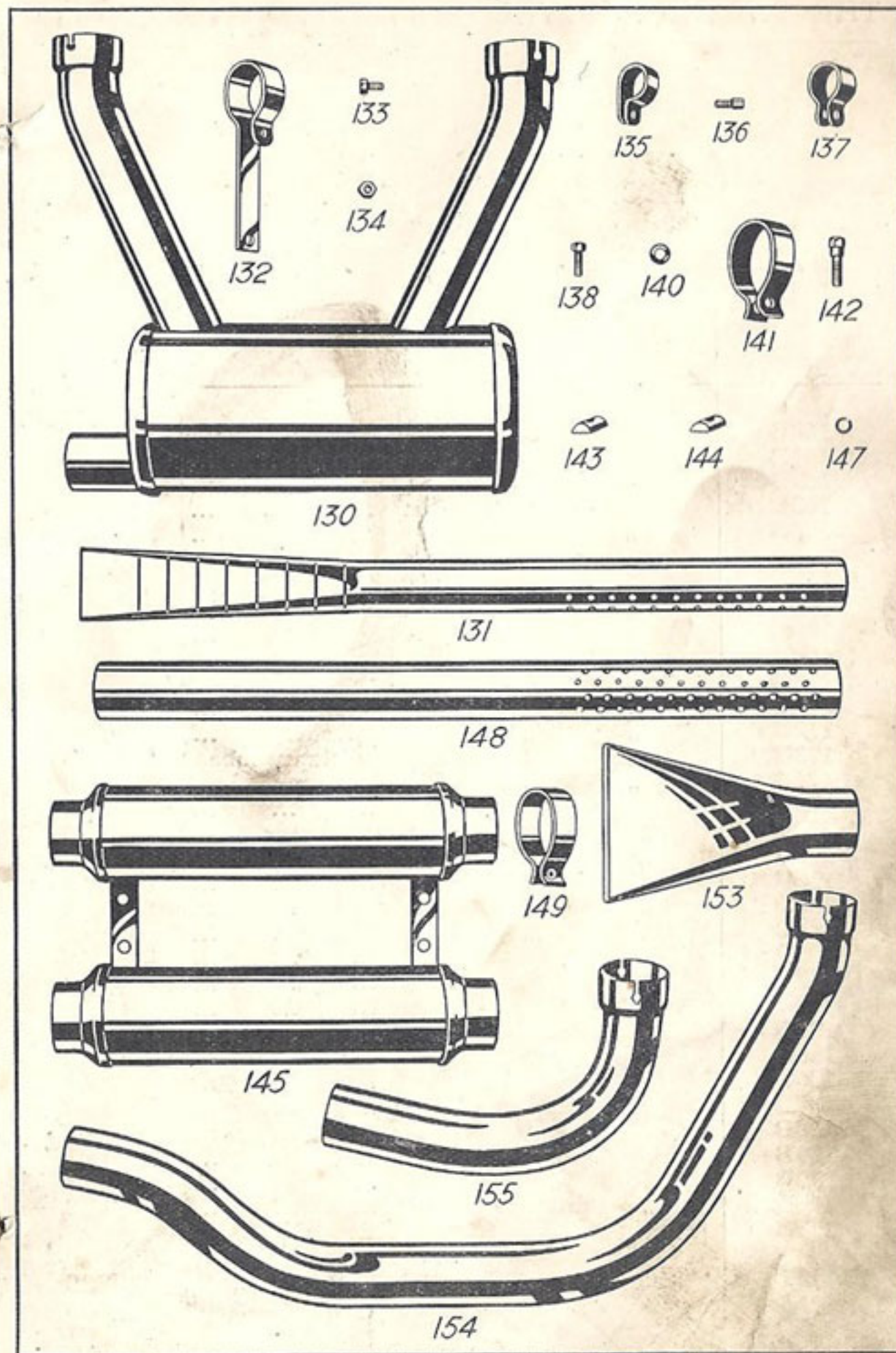
Quote this No. and name of part when ordering.	Description.	Price.		
		£	s.	d.
85B	Crank pin	0	8	0
86B	" " nut... ..	0	0	6
87B	" " " locking washer	0	0	2
88B	" " " " " set screw	0	0	2
89B	" " " key	0	0	5
90B	Flywheel	1	5	0
91B	Driving shaft	0	8	0
92B	Timing shaft	0	7	6
93B	Nut for shafts	0	0	6
94B	Key for shaft	0	0	5
95B	Locking washer	0	0	2
96B	Screw for locking washer (as 88B)	0	0	2
97B	Crankcase bearing roller (per doz.)	0	3	0
98B	" " " cage (timing side)	0	2	6
99B	" " " " (driving side)	0	2	6
100B	" " " washer	0	0	3
101B	" " " thrust washer (thin)	0	1	0
102B	" " " " (thick)	0	1	0
103B	" " " felt washer	0	0	3
104B	Timing cover	0	16	0
105B	" " " stud	0	0	3
106B	" " " nut	0	0	1
107B	" " " washer	0	0	1
108B	" " " paper washer	0	0	6
109B	" " " camshaft bush	0	1	6
110B	" " " exhaust lifter bush	0	0	9
111B	Oil pump complete	1	0	0
112B	" " " body	0	10	0
113B	" " " screw	0	0	2
114B	" " " cover	0	1	0
115B	" " " " screw	0	0	2
116B	" " " plunger	0	2	0
117B	" " " spindle	0	2	6
118B	" " " disc	0	5	0
119B	" " " " spring	0	0	2
120B	" " " joint washer	0	0	3
121B	" " " union	0	0	9
122B	" " " " washer	0	0	1



See opposite page for description and price.
Order by number with initial "B" added, as shown opposite.

SILENCERS AND EXHAUST PIPES.

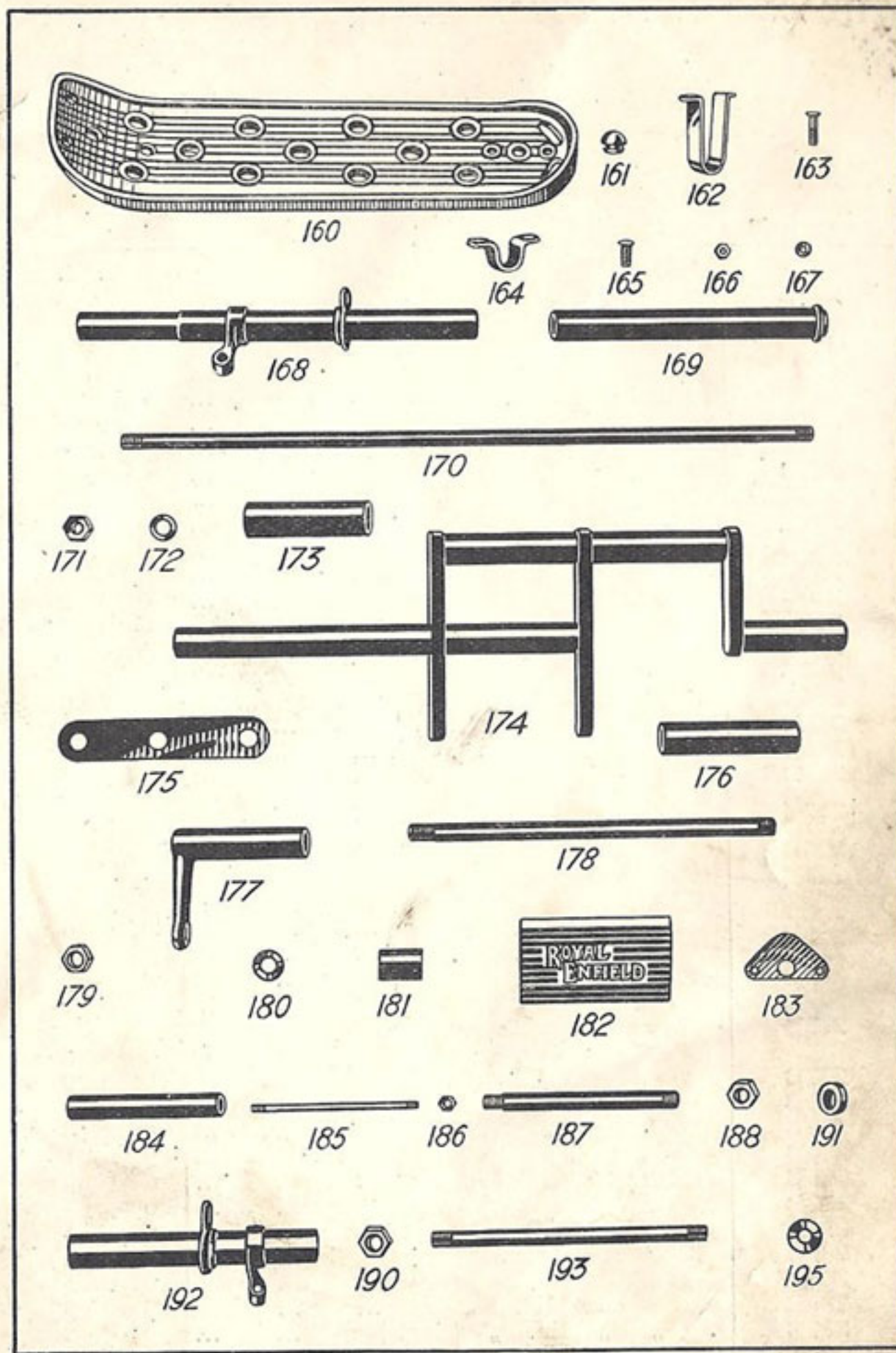
Quote this No. and name of part when ordering.	Description.	Price.	
		£	s. d.
130B	Silencer complete with engine exhaust pipe, less tail pipe	1	5 0
131B	" tail pipe	0	5 0
132B	" " " clip	0	0 9
133B	" " " " pin	0	0 2
134B	" " " " " nut	0	0 1
135B	" attachment clip	0	0 6
136B	" " " " pin	0	0 2
137B	" chainstay clip	0	0 6
138B	" " " " pin	0	0 2
139B	" " " " " nut (as 134B)... ..	0	0 1
140B	" " " " " washer... ..	0	0 1
141B	Engine exhaust pipe clip	0	0 9
142B	" " " " " pin	0	0 2
143B	" " " " " nut... ..	0	0 2
144B	" " " " " bush	0	0 2
145B	Sports Silencer complete	0	14 0
146B	" " attachment pin (as 138B)... ..	0	0 2
147B	" " " " " ¼ in. spring washer	0	0 1
148B	" " tail pipe	0	5 0
149B	" " " " " fish tail clip	0	0 9
150B	" " " " " " " pin (as 142B)	0	0 2
151B	" " " " " " " clip pin nut (as 143B)	0	0 2
152B	" " " " " " " clip pin bush (as 144B)	0	0 2
153B	" " " " " " "	0	4 0
154B	" engine exhaust pipe (front)	0	15 0
155B	" " " " " (rear)	0	7 6



See opposite page for description and price.
Order by number with initial "B" added, as shown opposite.

FOOTBOARDS AND FOOTRESTS.

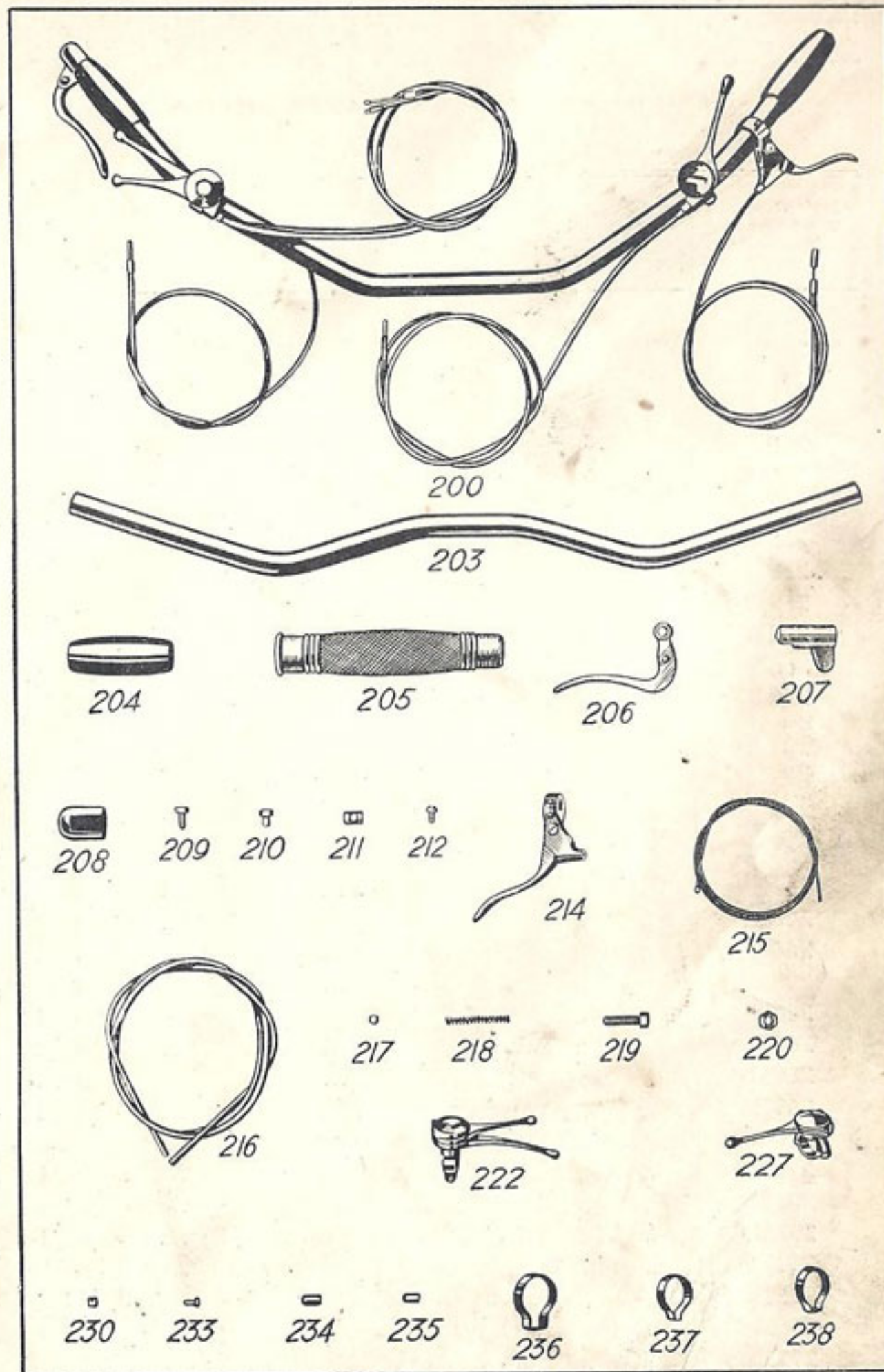
Quote this No. and name of part when ordering.	Description.	Price.		
		£	s.	d.
160B	Footboard only	0	8	6
161B	" rubber stud (per doz.)	0	2	0
162B	" front clip	0	0	3
163B	" " pin	0	0	2
164B	" rear "	0	0	3
165B	" " pin	0	0	2
166B	" " nut	0	0	1
167B	" " washer	0	0	1
168B	" front support tube (O.S.)	0	2	6
169B	" " " (N.S.)	0	7	6
170B	" " stud	0	0	9
171B	" " " nut	0	0	3
172B	" " " washer	0	0	1
173B	" " " distance tube	0	1	0
174B	" rear support tubes	0	15	0
175B	Footrest supporting link	0	2	0
176B	" tube	0	0	6
177B	" arm	0	3	3
178B	" stud	0	0	8
179B	" " nut	0	0	3
180B	" " washer	0	0	1
181B	" locking collar	0	0	9
182B	" rubber	0	1	0
183B	" end plate	0	0	6
184B	" distance piece	0	0	6
185B	" stud	0	0	3
186B	" " nut	0	0	1
187B	" spindle	0	0	9
188B	" 1/2 in. nut	0	0	3
189B	" washer (as 180B)	0	0	1
190B	" 7/16 in. nut	0	0	3
191B	" distance piece	0	0	2
192B	Bearing tube for front brake pedal (Footrest Models)	0	6	0
193B	" " stud	0	0	6
194B	" " nut	0	0	3
195B	" " washer	0	0	1



See opposite page for description and price.
Order by number with initial "B" added, as shown opposite.

HANDLEBARS AND CONTROLS.

Quote this No. and name of part when ordering.	Description.	Price.		
		£	s.	d.
200B	Handlebar complete with grips, levers, and controls (Standard)	2	15	0
201B	Handlebar complete with grips, levers and controls (Sports)	2	15	0
202B	Handlebar only, minus grips (Standard) ...	0	10	0
203B	" " " (Sports) ...	0	10	0
204B	" " grips (Standard) (per pair) ...	0	2	0
205B	" " (Sports) (per pair) ...	0	4	0
206B	" " inverted lever ...	0	3	4
207B	" " " pocket ...	0	0	9
208B	" " " cap ...	0	0	6
209B	" " " pivot screw ...	0	0	1
210B	" " " nut... ..	0	0	2
211B	" " " roller ...	0	0	2
212B	" " " locknut screw ...	0	0	1
213B	Clutch lever complete with cable and casing	0	12	0
214B	" " " less " "	0	7	6
215B	" " cable	0	0	9
216B	" " casing	0	2	6
217B	" " nipple	0	0	1
218B	" " return spring	0	0	3
219B	" " adjusting screw	0	0	6
220B	" " " locknut	0	0	1
221B	Carburettor control complete with cable and casing	0	12	0
222B	" " " only	0	6	6
223B	" " " cable	0	0	6
224B	" " " casing	0	2	0
225B	" " " nipple	0	0	1
226B	Magneto control complete with cable and casing	0	8	0
227B	" " " only	0	5	0
228B	" " " cable	0	0	6
229B	" " " casing	0	2	0
230B	" " " nipple	0	0	1
231B	Exhaust lifter cable	0	0	9
232B	" " " casing	0	2	3
233B	" " " nipple	0	0	1
234B	Cable casing ferrule (large)	0	0	1
235B	" " (small)	0	0	1
236B	" " clip 1½ in. dia.	0	0	2
237B	" " lin. " (single)	0	0	2
238B	" " lin. " (double)	0	0	2

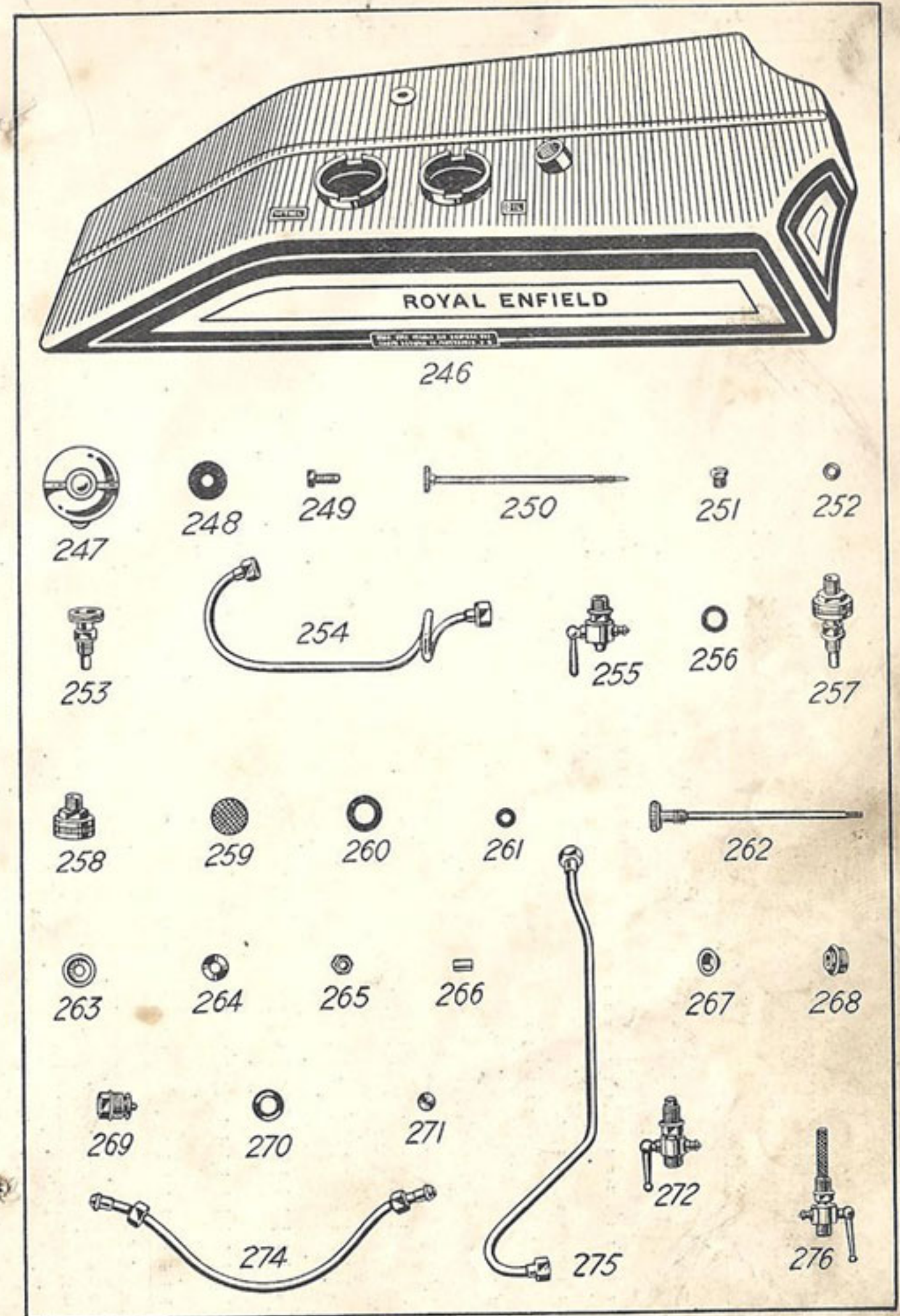


See opposite page for description and price.
 * Order by number with initial "B" added, as shown opposite.

THE 9.76 H.P. ROYAL ENFIELD MOTOR CYCLE

PETROL TANK AND FITTINGS.

Quote this No. and name of part when ordering.	Description.	Price.		
		£	s.	d.
245B	Petrol Tank complete with all fittings ...	5	0	0
246B	" " only ...	4	0	0
247B	" " filler cap ...	0	3	6
248B	" " rubber packing (each) ...	0	0	6
249B	" " pin ...	0	0	2
250B	" needle valve ...	0	2	0
251B	" " " guide gland nut ...	0	0	3
252B	" " " " washer ...	0	0	1
253B	" " " body ...	0	1	6
254B	" pipe complete ...	0	2	6
255B	" drain tap ...	0	2	0
256B	" " fibre washer ...	0	0	1
257B	" filter complete ...	0	3	6
258B	" " body ...	0	2	0
259B	" " gauze ...	0	0	6
260B	" " washer (large) ...	0	0	2
261B	" " " (small) ...	0	0	2
262B	Oil Pump plunger ...	0	2	0
263B	" " " leather washer ...	0	0	2
264B	" " " washer ...	0	0	1
265B	" " " nut ...	0	0	2
266B	" " " distance tube ...	0	0	1
267B	" " " cup ...	0	0	2
268B	" " " guide ...	0	0	9
269B	" " valve body ...	0	1	3
270B	" " " washer ...	0	0	1
271B	" " " disc ...	0	0	1
272B	" " tap ...	0	2	6
273B	" " " fibre washer (as 256B) ...	0	0	1
274B	" pipe to engine complete ...	0	2	6
275B	" " to oil pump complete ...	0	2	6
276B	" tap with filter gauze ...	0	3	0
277B	" " fibre washer (as 256B) ...	0	0	1




See opposite page for description and price.
Order by number with initial "B" added, as shown opposite.

THE 9.76 H.P. ROYAL ENFIELD MOTOR CYCLE

FRONT FORK, FRONT STAND AND FRONT MUDGUARD.

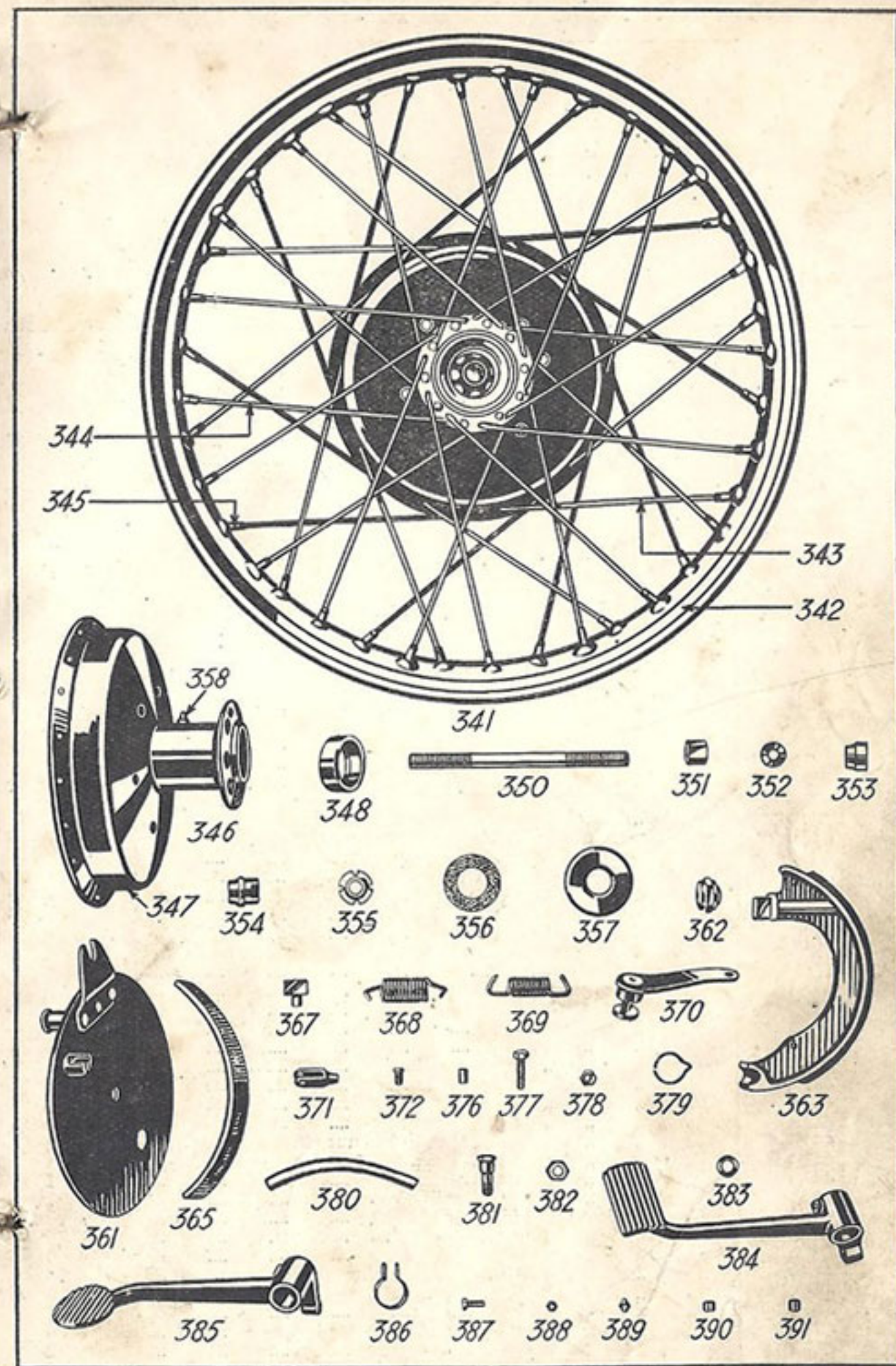
Quote this No. and name of part when ordering.	Description.	Price
280B	Front Fork Side, R.H. (Standard)....	£ 2 0 0
281B	" " " (Lighting Set)	2 1 0
282B	" " " L.H. (Standard)	2 0 0
283B	" " " (Lighting Set)	2 1 0
284B	" " rocker link (long)	0 10 0
285B	" " " (short)	0 8 0
286B	" " " stud (Head clip)	0 2 0
287B	" " " (Steering stem)	0 1 6
288B	" " " top, long	0 1 0
289B	" " " " short	0 1 0
290B	" " " nut	0 0 3
291B	" " " adjusting nut, $\frac{3}{16}$ in.	0 0 6
292B	" " " " " $\frac{1}{2}$ in.	0 0 6
293B	" " " washer	0 0 2
294B	" " " spring	0 5 0
295B	" " " lug, top	0 3 6
296B	" " " " bottom	0 2 0
297B	" " " steering stem	0 11 0
298B	" " " ball head clip	0 15 0
299B	" " " " " pin	0 0 4
300B	" " " " " nut	0 0 2
301B	" " " " " washer	0 0 2
302B	" " " " " ball race	0 1 0
303B	" " " " " top	0 1 6
304B	" " " " " $\frac{1}{2}$ in. balls (per doz.)	0 0 5
305B	" " " " " dust cover	0 0 9
306B	" " " " " locknut	0 1 6
307B	" " " " " grease gun nipple	0 0 6
308B	" " " " " (angled)	0 0 6
309B	" " " " " handlebar pin	0 0 3
310B	" " " " " washer	0 0 1
311B	" " " Stand	0 12 0
312B	" " " bush	0 0 3
313B	" " " pin	0 0 4
314B	" " " nut	0 0 2
315B	" " " Mudguard complete with stand clip and number plate clips	1 9 0
316B	" " " " with stays only	1 4 0
317B	" " " " stay (long)	0 0 6
318B	" " " " " (short)	0 0 6
319B	" " " " " end (R.H.)	0 1 0
320B	" " " " " " (L.H.)	0 1 0
321B	" " " " " nut	0 0 2
322B	" " " " " cap nut	0 0 3
323B	" " " " " pin	0 0 3
324B	" " " " " spring washer	0 0 1
325B	" " " " " Stand clip complete	0 2 3
326B	" " " " " Number plate with licence holder complete	0 2 6
327B	" " " " " " only (Solo Model)	0 1 3
328B	" " " " " " " (S/car Model)	0 1 0
329B	" " " " " " clip	0 0 6
330B	" " " " " " " screw	0 0 2
331B	" " " " " " " washer	0 0 1
332B	" " " " " " " licence holder flange	0 0 6
333B	" " " " " " " " glass	0 0 1
334B	" " " " " " " " back	0 0 2
335B	" " " " " " " " rubber washer	0 0 1
336B	" " " " " " " " screw (per doz.)	0 0 6
337B	" " " " " " " " nut	0 0 1



See opposite page for description and price.
 Order by number with initial "B" added, as shown opposite.

FRONT WHEEL AND FRONT BRAKE.


Quote this No. and name of part when ordering.	Description.	Price.		
		£	s.	d.
340B	Front Wheel and brake, minus tyre	4	0	0
341B	" " only	2	10	0
342B	" rim	0	10	6
343B	" 9 gauge spokes (7 1/2 in. long) (Set of 20)	0	1	6
344B	" " " (8 1/2 in. ") (" ")	0	1	6
345B	" " " spoke nipples (each)	0	0	1
346B	Hub with bearing races and grease gun nipple	1	5	0
347B	" brake drum	0	12	6
348B	" bearing race	0	1	6
349B	" spindle with cones and dust cover	0	4	0
350B	" " only	0	1	0
351B	" nut	0	0	9
352B	" washer	0	0	1
353B	" fixed cone	0	1	3
354B	" adjusting cone	0	1	3
355B	" " lock nut	0	0	4
356B	" oil retaining washer	0	0	2
357B	" dust excluder	0	0	6
358B	" grease gun nipple	0	0	6
359B	" 1/2 in. balls (per doz.)	0	1	3
361B	Brake cover plate, with anchor arm, shoe pin, cam bush and cable stop	0	7	6
362B	" cover plate distance piece	0	0	4
363B	" Shoe with lining and shoe pad (each)	0	7	6
365B	" " lining	0	2	3
366B	" " rivet (per doz.)	0	0	6
367B	" " pad	0	0	6
368B	" " spring (large)	0	0	6
369B	" " (small)	0	0	6
370B	" operating lever and cam	0	2	6
371B	" " connection	0	1	3
372B	" " " pin	0	0	3
373B	" " " split pin	0	0	1
374B	" cable and nipple	0	0	6
375B	" cable casing	0	2	6
376B	" " ferrule	0	0	1
377B	" " adjusting screw	0	0	4
378B	" " " locknut	0	0	1
379B	" " clip	0	0	1
380B	" " rubber tube	0	0	2
381B	" anchor pin	0	0	3
382B	" " nut	0	0	2
383B	" " washer	0	0	1
384B	" foot pedal (Standard)	0	4	0
385B	" " (Solo)	0	5	0
386B	" " clip	0	0	2
387B	" " " pin	0	0	2
388B	" " " nut	0	0	1
389B	" " grease gun nipple	0	0	6
390B	" " cable guide	0	0	2
391B	" " " " "	0	0	2



See opposite page for description and price.
Order by number with initial "B" added, as shown opposite.

REAR WHEEL AND REAR BRAKE.

Quote this No. and name of part when ordering.	Description.	Price.
400B	Rear Wheel with cush drive and brake, minus tyre	£ 6 0 0
401B	" " only	3 5 0
402B	" " rim	0 10 6
403B	" " 9 gauge spokes (8in. long) (Set of 20)	0 1 6
404B	" " " (7 1/2 in. long) (" ")	0 1 6
405B	" " spoke nipple (each)	0 0 1
406B	" " Hub with ball races and grease gun nipple	2 5 0
407B	" " brake drum	0 12 6
408B	" " bearing race	0 1 6
409B	" " spindle with cones and dust cover	0 5 6
410B	" " " only	0 2 0
411B	" " " nut	0 0 10
412B	" " " washer	0 0 2
413B	" " fixed cone	0 1 3
414B	" " adjusting cone	0 1 3
415B	" " " locknut	0 0 4
416B	" " oil retaining washer	0 0 2
417B	" " 3/8 in. balls (per doz.)	0 1 3
418B	" " dust excluder	0 0 9
419B	" " driving sprocket	0 18 0
420B	" " " lock ring	0 2 0
421B	" " " stud	0 0 4
422B	" " " nut	0 0 2
423B	" " " spring washer	0 0 1
424B	" " " cush rubber (set of 6)	0 6 0
425B	" " Brake Shoe complete with lining and shoe pad (each)	0 7 6
426B	" " " lining	0 2 3
427B	" " " rivet (per doz.)	0 0 6
428B	" " " pad	0 0 6
429B	" " " spring (large)	0 0 6
430B	" " " (small)	0 0 6
431B	" " cover plate with shoe stud, anchor arm, and cam bush	0 7 6
432B	" " cover plate distance piece	0 0 6
433B	" " operating lever and cam	0 2 6
434B	" " anchor pin	0 0 3
435B	" " " nut	0 0 3
436B	" " " washer	0 0 1
437B	" " operating rod (R.H.)	0 1 0
438B	" " " (L.H.)	0 1 0
439B	" " " adjusting nut	0 1 0
440B	" " " locknut (R.H.)	0 0 1
441B	" " " (L.H.)	0 0 1
442B	" " " washer	0 0 1
443B	" " " split pin	0 0 1
444B	" " foot pedal (Sidecar Models)	0 4 0
445B	" " (Solo Models)	0 4 0
446B	" " bearing tube	0 1 6
447B	" " " nut (large)	0 0 10
448B	" " " (small)	0 0 6
449B	" " key	0 0 1
450B	" " spindle and actuating lever	0 4 6
451B	" " " nut	0 0 2
452B	" " " washer (as 436B)	0 0 1



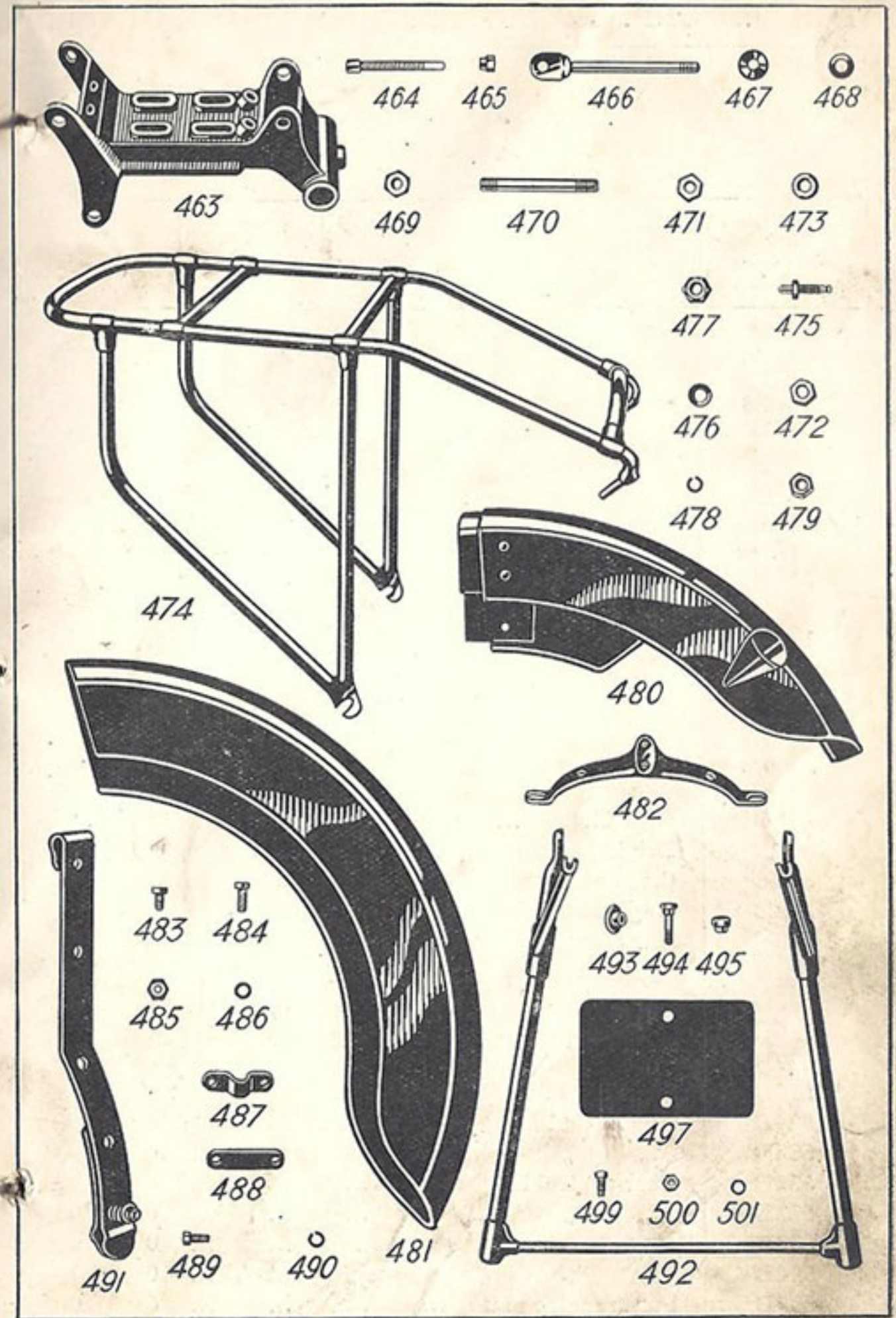
See opposite page for description and price.
Order by number with initial "B" added, as shown opposite.

74

THE 9.76 H.P. ROYAL ENFIELD MOTOR CYCLE

FRAME, CARRIER, REAR MUDGUARD AND REAR STAND.

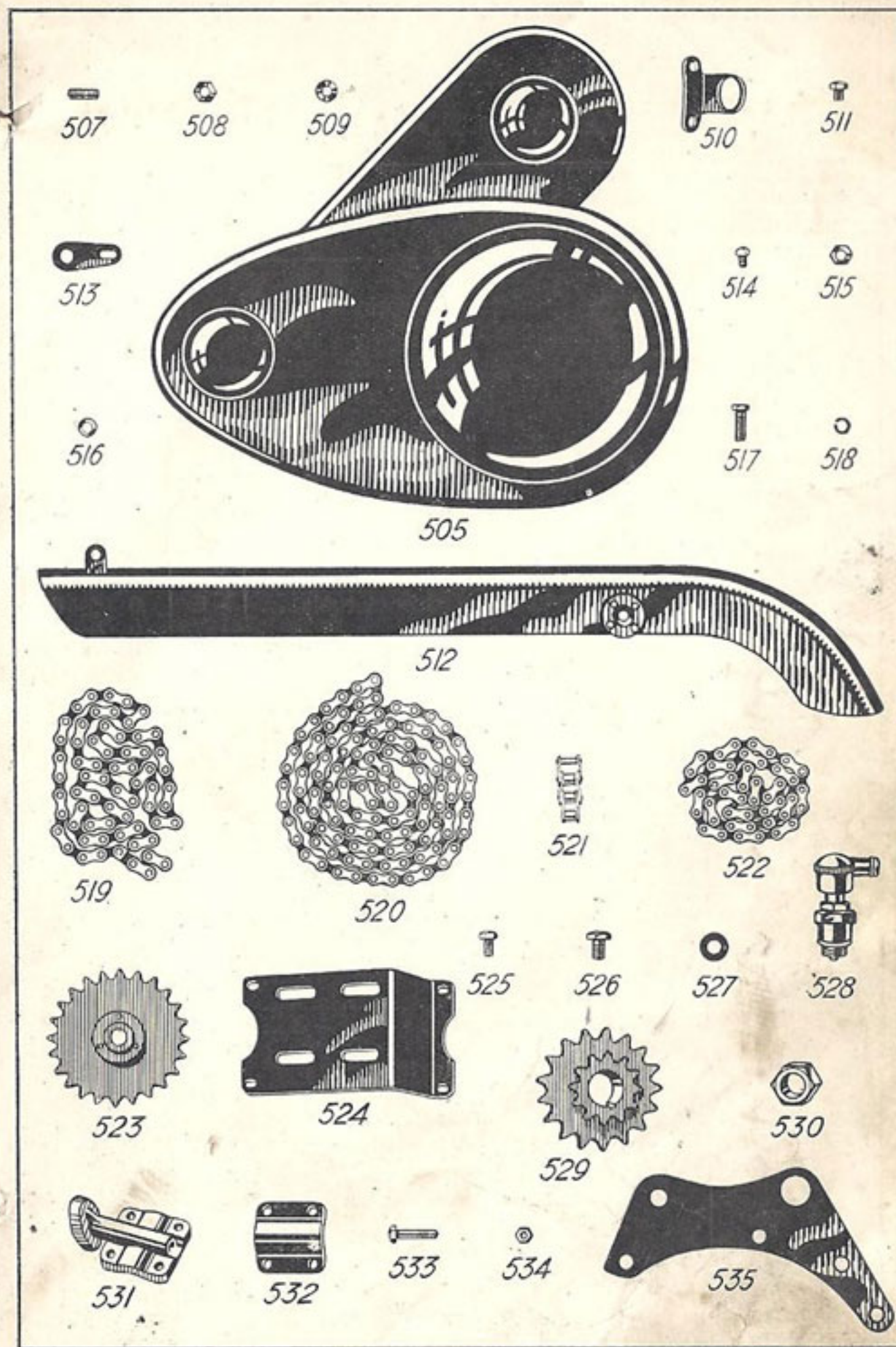
Quote this No. and name of part when ordering.	Description.	Price.		
		£	s.	d.
460B	Frame	10	0	0
461B	" rear fork side, R.H.	1	10	0
462B	" " " " L.H.	1	10	0
463B	Rear engine bracket	1	10	0
464B	Adjusting screw for rear wheel	0	0	4
465B	" " " lock nut	0	0	3
466B	Seat lug bolt	0	2	6
467B	" " " washer (large)	0	0	2
468B	" " " " (small)	0	0	1
469B	" " " nut	0	0	3
470B	" tube stud	0	0	6
471B	" " " nut (thick)	0	0	3
472B	" " " " (thin)	0	0	3
473B	" " " washer	0	0	1
474B	Carrier... ..	2	5	0
475B	" stud	0	0	6
476B	" " washer... ..	0	0	2
477B	" " nut	0	0	3
478B	" " split ring	0	0	1
479B	" " lock nut	0	0	2
480B	Rear Mudguard (fixed half)	0	7	6
481B	" " (detachable half)	0	7	6
482B	" " strap	0	2	3
483B	" " bolt (short)	0	0	2
484B	" " " (long)... ..	0	0	2
485B	" " " nut	0	0	2
486B	" " " washer	0	0	1
487B	" " " top clip	0	0	4
488B	" " " " plate	0	0	3
489B	" " " pin for engine bracket	0	0	2
490B	" " " 5/16in. spring washer... ..	0	0	1
491B	" Stand clip complete	0	2	9
492B	" " " " "	1	1	0
493B	" " pivot bush	0	0	3
494B	" " " pin	0	0	4
495B	" " " " nut	0	0	4
496B	" " " " 1/2 in. spring washer	0	0	1
497B	" Number plate (Standard)	0	1	6
498B	" " " (Lighting Set)	0	2	0
499B	" " " " pin	0	0	2
500B	" " " " nut... ..	0	0	1
501B	" " " " washer	0	0	1



See opposite page for description and price.
Order by number with initial "B" added, as shown opposite.

CHAIN COVERS, CHAINS AND ENGINE ATTACHMENTS.

Quote this No. and name of part when ordering.	Description.	Price.		
		£	s.	d.
505B	Gear Chain Cover (Standard)	0	15	0
506B	" " " (Lighting Set)	0	15	0
507B	" " " front stud	0	0	1
508B	" " " " " nut	0	0	2
509B	" " " " " washer	0	0	1
510B	" " " rear clip	0	0	6
511B	" " " " " pin	0	0	2
512B	Driving Chain Cover... ..	0	7	6
513B	" " " front support strip	0	0	3
514B	" " " " " pin	0	0	1
515B	" " " " " nut	0	0	2
516B	" " " " " washer	0	0	1
517B	" " " rear attachment pin	0	0	2
518B	" " " " " spring washer	0	0	1
519B	Gear Chain	0	10	0
520B	Driving Chain	0	19	4
521B	Cranked Link Unit for chains	0	1	0
522B	Magneto Chain	0	3	0
523B	" Sprocket and centre rivetted	0	3	6
524B	" platform	0	2	6
525B	" " pin	0	0	2
526B	" " pin	0	0	2
527B	" " washer... ..	0	0	1
528B	Sparking Plug with waterproof cap	0	6	6
529B	Engine and Magneto Sprocket	0	7	6
530B	" " " nut... ..	0	0	6
531B	Gear control bracket	0	2	6
532B	" " " clip	0	1	0
533B	" " " " screw	0	0	3
534B	" " " " " nut	0	0	1
535B	Front engine plate	0	3	0



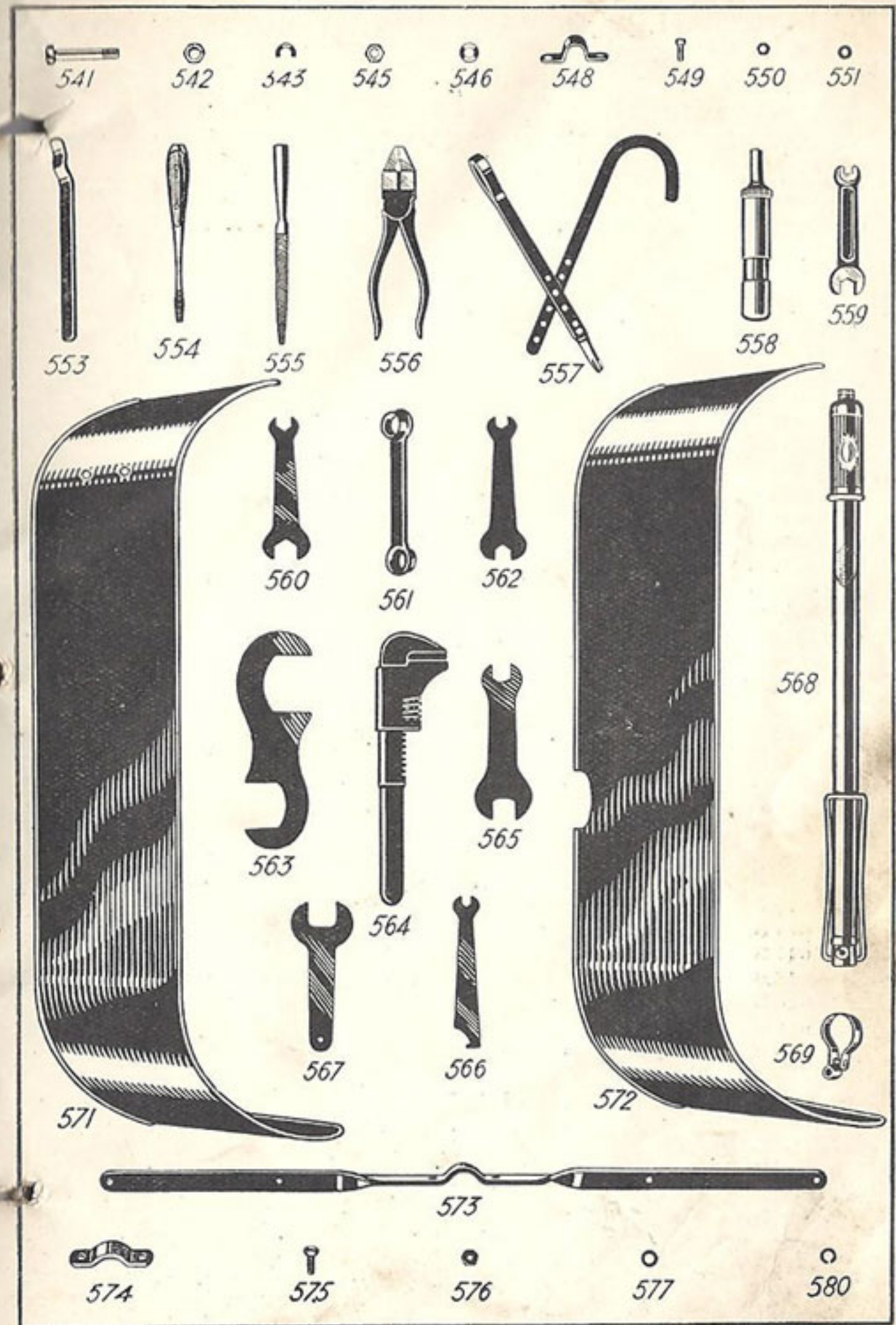
See opposite page for description and price.
Order by number with initial "B" added, as shown opposite.

SADDLE, TOOLS, Etc.

Quote this No. and name of part when ordering.	Description.	Price.		
		£	s.	d.
540B	Saddle, complete with springs ...	2	5	0
541B	" pivot pin ...	0	0	3
542B	" " nut ...	0	0	2
543B	" " washer ...	0	0	1
544B	" rear spring ...	0	3	0
545B	" " " nut ...	0	0	2
546B	" " " washer ...	0	0	1
547B	Toolbag complete with clips, less tls. ...	0	10	0
548B	" clip ...	0	0	6
549B	" " pin ...	0	0	2
550B	" " " nut ...	0	0	1
551B	" " " washer ...	0	0	1
552B	Tool roll and strap without tools ...	0	2	6
553B	Tyre lever ...	0	0	6
554B	Screwdriver ...	0	0	7
555B	File ...	0	1	6
556B	Pliers ...	0	2	0
557B	Valve lifter tool ...	0	1	6
558B	Grease gun ...	0	6	0
559B	Combination spanner ...	0	1	9
560B	Engine ...	0	1	0
561B	Box ...	0	2	4
562B	Double-ended ...	0	1	0
563B	Inlet pipe nut ...	0	2	0
564B	Adjustable ...	0	5	0
565B	Cone ...	0	1	0
566B	Cone lockring ...	0	1	0
567B	Spanner for fork adjusting nuts ...	0	1	0
568B	Inflator ...	0	6	3
569B	" clips (per pair) ...	0	0	9

LEGSHIELDS.

570B	Legshields, set assembled complete ...	0	15	0
571B	Legshield, R.H. with bottom clip ...	0	5	0
572B	" L.H. " " " ...	0	5	0
573B	" supporting bar ...	0	1	6
574B	" " " clip ...	0	0	6
575B	" " " " pin ...	0	0	2
576B	" " " " " nut ...	0	0	1
577B	" " " " " washer ...	0	0	1
578B	" pin (as 549B) ...	0	0	2
579B	" nut (as 550B) ...	0	0	1
580B	" 3/16in. spring washer ...	0	0	1

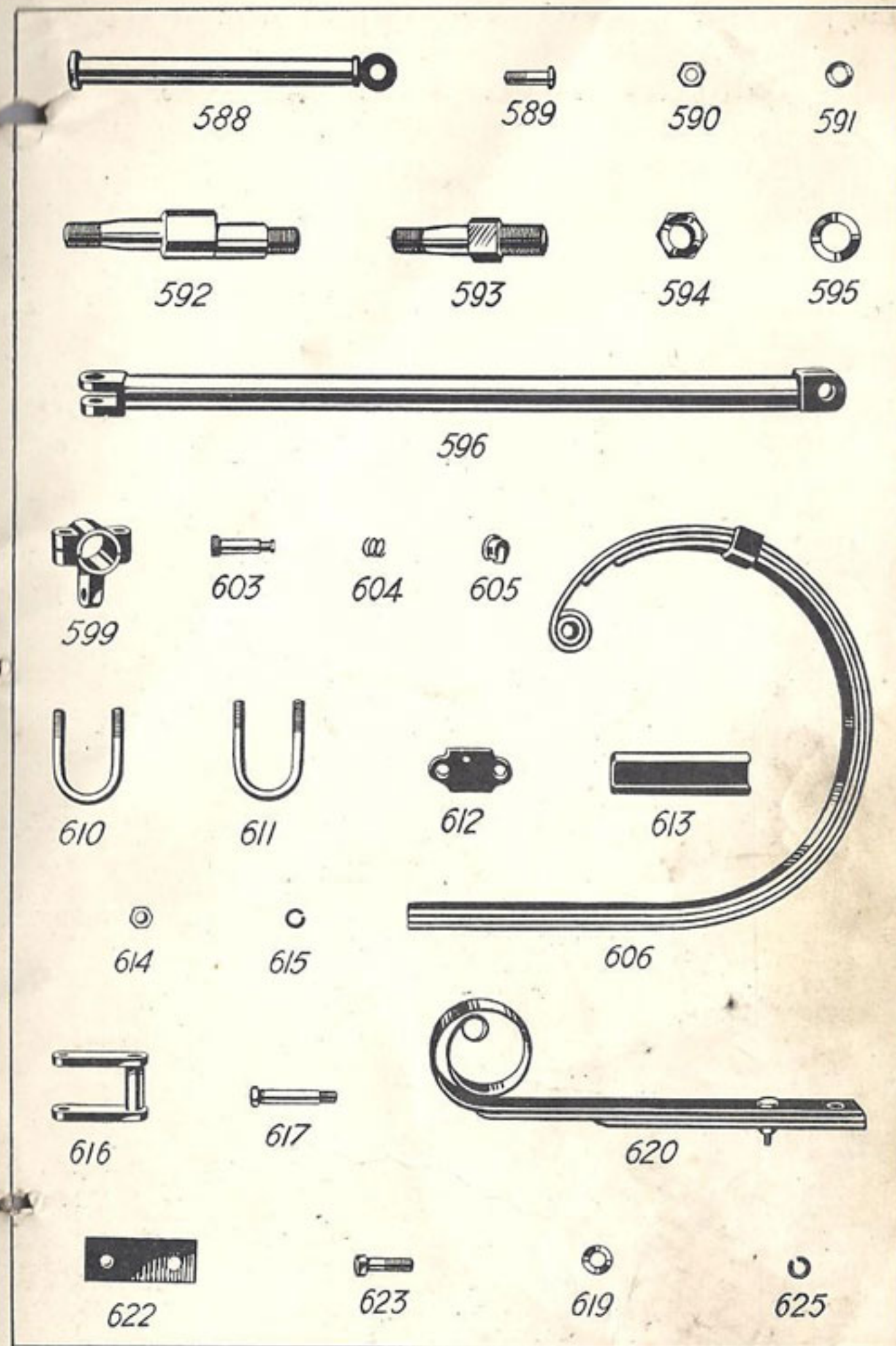


See opposite page for description and price.
Order by number with initial "B" added, as shown opposite.

THE 9.76 H.P. ROYAL ENFIELD MOTOR CYCLE

SIDECAR CHASSIS AND FITTINGS.

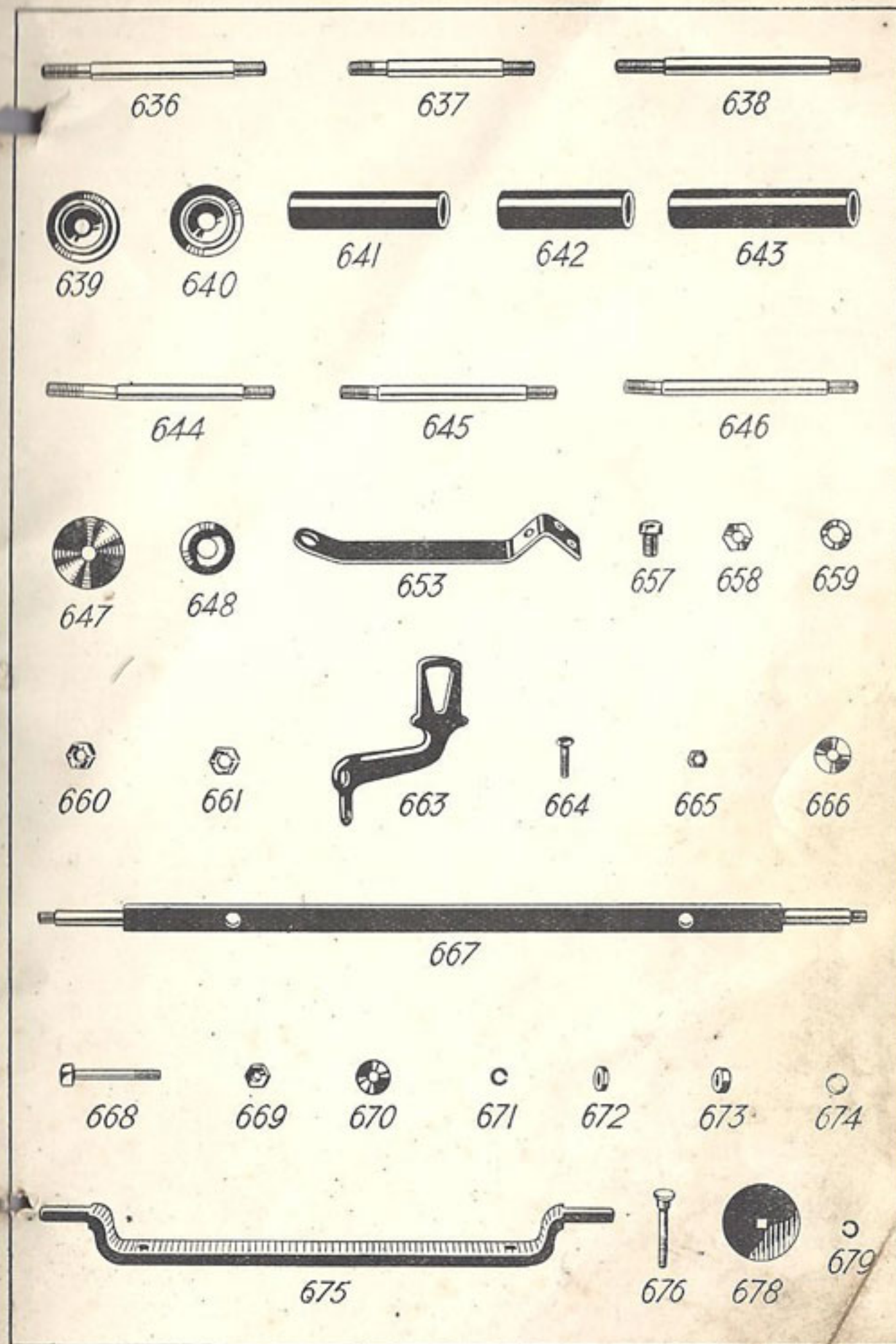
Quote this No. and name of part when ordering.	Description.	Price.		
		£	s.	d.
585B	Sidecar chassis frame only, Standard	7	0	0
586B	" " " " Tandem	7	0	0
587B	" " " " Colonial	7	0	0
588B	" " stand	0	4	6
589B	" " " pin	0	0	4
590B	" " " nut	0	0	2
591B	" " " washer	0	0	1
592B	" " attachment stud (front)	0	3	6
593B	" " " " (rear)	0	2	9
594B	" " " " nut	0	0	10
595B	" " " " washer	0	0	3
596B	" " tie rod, Standard	0	9	0
597B	" " " " Tandem	0	9	0
598B	" " " " Colonial	0	9	0
599B	" " " " clip	0	3	0
600B	" " " " bolt (as 589B)	0	0	4
601B	" " " " nut (as 590B)	0	0	2
602B	" " " " washer (as 591B)	0	0	1
603B	" " " " pin	0	0	6
604B	" " " " spring	0	0	1
605B	" " " " washer	0	0	6
606B	" rear spring, Standard body (3 leaves)	0	15	0
607B	" " " Tandem " (4 ")	0	18	0
608B	" " " Sports " (3 ")	0	15	0
609B	" " " Carrier Box and Milk Float (3 leaves)	0	15	0
610B	" " " clip, Standard	0	0	9
611B	" " " " Tandem	0	0	9
612B	" " " " cap	0	0	9
613B	" " " " packing piece	0	0	9
614B	" " " " nut	0	0	2
615B	" " " " spring washer	0	0	1
616B	" " " " shackle	0	3	6
617B	" " " " bolt	0	0	4
618B	" " " " nut (as 614B)	0	0	2
619B	" " " " washer	0	0	1
620B	" front " Standard	0	4	6
621B	" " " Carrier Box and Milk Float (as 609B)	0	15	0
622B	" " " " plate	0	1	0
623B	" " " " bolt	0	0	2
624B	" " " " nut (as 590B)	0	0	2
625B	" " " " spring washer	0	0	1



See opposite page for description and price.
Order by number with initial "B" added, as shown opposite.

SIDECAR SCREENS, MUDGUARD AND ATTACHMENTS.

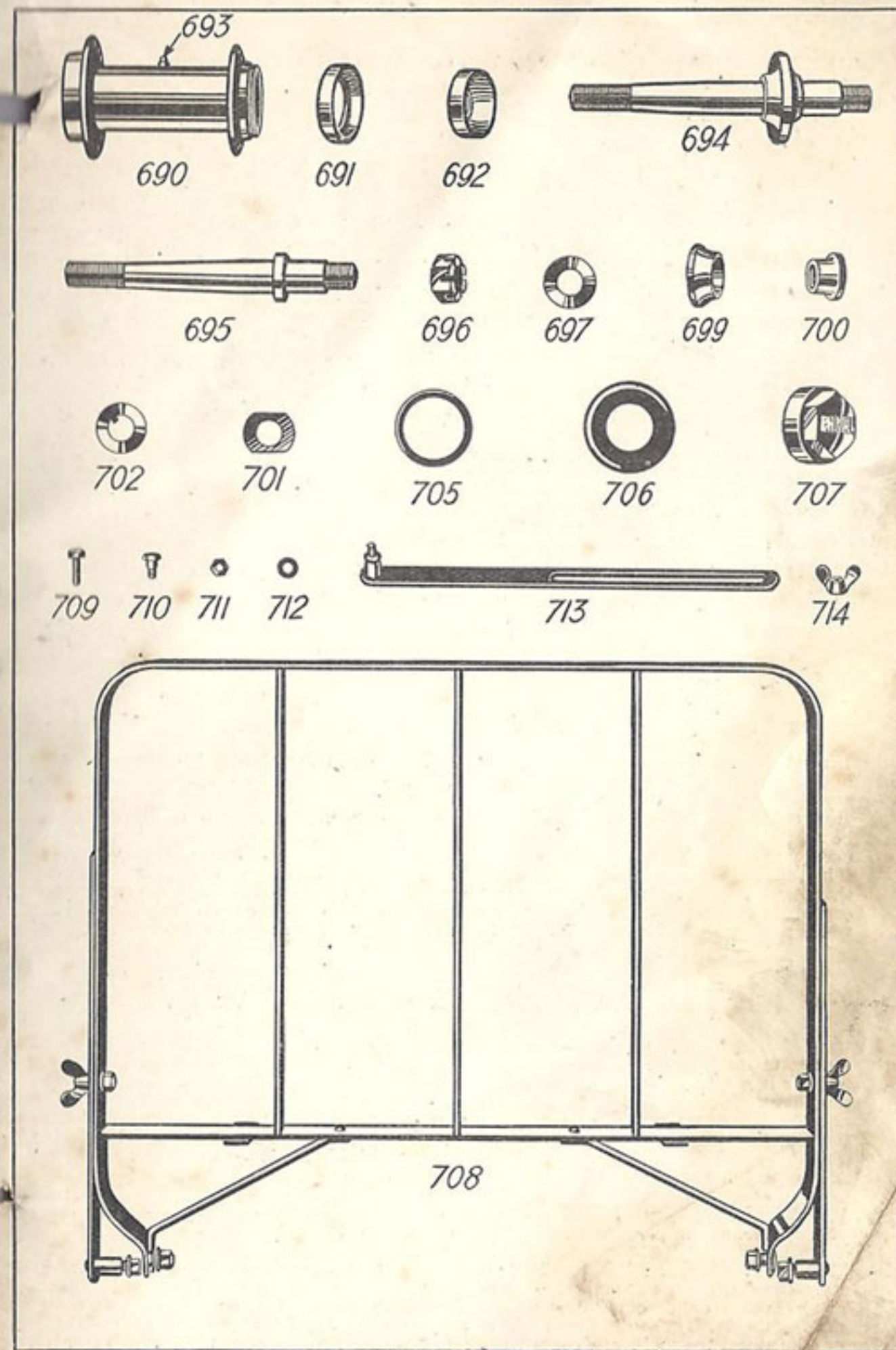
Quote this No. and name of part when ordering.	Description.	Price.		
		£	s.	d.
630B	Sidecar screen complete, Standard	1	10	0
631B	" " " Tandem	2	5	0
632B	" " " Sports	1	10	0
633B	" cushion, Standard or Tandem	0	18	6
634B	" tandem front seat	1	12	6
635B	" mudguard	0	18	0
636B	" stay (front)	0	1	0
637B	" " (middle)	0	1	0
638B	" " (rear)	0	1	0
639B	" flange (shallow)	0	0	3
640B	" " (deep)	0	0	3
641B	" distance tube (front)	0	1	0
642B	" " (middle)	0	1	0
643B	" " (rear)	0	1	0
644B	" stay (front)	0	1	0
645B	" " (middle)	0	1	0
646B	" " (rear)	0	1	0
647B	" washer	0	0	3
648B	" flange	0	0	4
649B	" distance tube (front)	0	1	0
650B	" " (middle)	0	1	0
651B	" " (rear)	0	1	0
652B	" stay (front)	0	1	0
653B	" " (middle)	0	1	0
654B	" " (rear)	0	1	0
655B	" distance tube (front)	0	1	0
656B	" " (rear)	0	1	0
657B	" pin	0	0	3
658B	" nut	0	0	3
659B	" washer	0	0	1
660B	" stay nut (thick)	0	0	3
661B	" " (thin)	0	0	2
662B	" washer (as 659B)	0	0	1
663B	" lamp bracket	0	3	0
664B	" " pin	0	0	3
665B	" " nut	0	0	1
666B	" " washer	0	0	1
667B	" body support strut (rear)	0	5	0
668B	" " bolt	0	0	4
669B	" " nut	0	0	2
670B	" " washer (large)	0	0	2
671B	" " spring washer	0	0	1
672B	" " packing washer (Standard)	0	0	3
673B	" " " (Tandem)	0	0	3
674B	" " nut (front)	0	4	0
675B	" " bolt	0	0	4
676B	" " " (as 665B)	0	0	1
677B	" " washer (large)	0	0	3
678B	" " spring washer	0	0	1
679B	" " " "	0	0	1



See opposite page for description and price.
Order by number with initial "B" added, as shown opposite.

SIDECAR WHEEL.

Quote this No. and name of part when ordering.	Description.	Price.
		£ s. d.
685B	Sidecar Wheel complete, less tyre ...	2 10 6
686B	" " only ...	1 17 0
687B	" " rim ...	0 10 6
688B	" " spokes, 9in. long (set of 40)	0 3 0
689B	" " spoke nipples, each	0 0 1
690B	" " hub with ball race and grease gun nipple ...	0 14 6
691B	" " hub ball race (large)	0 1 6
692B	" " " " (small)	0 1 0
693B	" " grease gun nipple	0 0 6
694B	" " spindle with cone and dust cover ...	0 8 6
695B	" " hub spindle ...	0 5 0
696B	" " " " nut ...	0 1 0
697B	" " " " washer ...	0 0 3
698B	" " " " split pin, $\frac{1}{4}$ in. \times $1\frac{1}{2}$ in.	0 0 1
699B	" " " " fixed cone ...	0 2 6
700B	" " " " adjusting cone ...	0 2 0
701B	" " " " locknut	0 1 0
702B	" " " " lock washer	0 0 2
703B	" " " " split pin, $\frac{1}{4}$ in. \times $1\frac{1}{4}$ in.	0 0 1
704B	" " " " $\frac{9}{32}$ in. balls (per doz.)	0 0 6
705B	" " " " oil retainer ...	0 0 6
706B	" " " " dust cover ...	0 0 8
707B	" " " " cap ...	0 3 4
LUGGAGE GRID (Tandem Body only.)		
708B	Sidecar luggage grid complete ...	1 1 0
709B	" " " hinge pin (top) ...	0 0 6
710B	" " " " (bottom) ...	0 0 3
711B	" " " " nut ...	0 0 1
712B	" " " " washer ...	0 0 1
713B	" " " hanger ...	0 1 6
714B	" " " " winged nut ...	0 1 0
715B	" " " " washer... (as 712B) ...	0 0 1



* See opposite page for description and price.
Order by number with initial "B" added, as shown opposite.

THE 9.76 H.P. ROYAL ENFIELD MOTOR CYCLE

MOTOR CYCLE GUARANTEE.

Reprinted from our current Motor Cycle Catalogue.

We give the following Guarantee with our Motor Cycles, Motor Cycle Combinations and Sidecars, which is given in place of any implied conditions, warranties or liabilities whatsoever, statutory or otherwise, all such implied conditions, warranties and liabilities being in all cases excluded. No statement or representation contained in this Catalogue shall be construed as enlarging or varying or overriding this guarantee. In the case of machines which have been used for "hiring out" purposes, or from which our trade mark, our name, or manufacturing number has been removed, no guarantee of any kind is given, or is to be implied.

WE GUARANTEE, subject to the conditions mentioned below, that all precautions which are usual and reasonable have been taken by us to secure excellence of materials and workmanship, but this guarantee is to extend and be in force for three months only from the date of purchase, and damages for which we make ourselves responsible under this guarantee are limited to the free supply of a new part manufactured by us in exchange for the part of the motor cycle which may have proved defective. We do not undertake to replace or refix or bear the cost of replacing or refixing such new part in the motor cycle. We undertake, subject to the conditions mentioned below, to make good at any time within three months any defects in these respects. As motor cycles are easily liable to derangement by neglect or misuse, this guarantee does not apply to defects caused by wear and tear, misuse or neglect. The term "misuse" shall include, amongst others, the following acts:—

1. The attaching of a sidecar to the motor cycle in such a manner as to cause damage or calculated to render the latter unsafe when ridden.
2. The use of a motor cycle or of a motor cycle and sidecar combined, when carrying more persons or a greater weight than that for which the machine was designed by the manufacturers.

In respect of repairs and replacements of our own manufacture, we give the following guarantee instead of and to the exclusion of the guarantee implied by statute or otherwise, that is to say:—Any motor cycle sent to us to be plated, enamelled or repaired, whether the repairs are required for the purpose of making good the defect before referred to or otherwise, will be repaired upon the following conditions, *i.e.*, we guarantee that all precautions which are usual and reasonable have been taken by us to secure excellence of material and workmanship, such guarantee to extend and be in force for three months only from the time such work shall have been executed, and this guarantee is in lieu and in exclusion of any common law or statute warranty, and the damages recoverable are limited to the cost of any further work which may be necessary to amend and make good the work found to be defective.

CONDITIONS OF GUARANTEE.

If a defective part should be found in our motor cycles, or in any part replaced, it must be sent to us carriage paid, and accompanied by an intimation by the sender that he desires to have it repaired free of charge under our guarantee, and he must also furnish us at the same time with the number of the machine, the name of the agent from whom he purchased and the date of the purchase, or the date when the alleged defective part was replaced, as the case may be. Failing compliance with the above, no notice will be taken of anything which may arrive, but such articles will lie here at the risk of the senders, and this guarantee, and any implied guarantee, shall not be enforceable.

We do not guarantee specialities of other firms or any component parts supplied to the order of the customer differing from our standard specification.

THE TERM "AGENT" is used in a complimentary sense only, and those firms whom we style our agents are not authorised to advertise, incur any debts, or transact any business whatsoever on our account, other than the sale of goods which they may purchase from us; nor are they authorised to give any warranty or make any representations on our behalf or sell subject to or with any conditions other than those contained in the above Guarantee.